

ALPHABET  
PRACTICE  
CREATED  
BY MRS.  
CHRISMAN

## Directions:

1. Say, "Upper case\_\_\_\_, lower case\_\_\_\_\_."
2. Repeat the letter name\_\_\_\_\_.
3. Say the name of the picture.
4. Say the sound the letter begins with.
5. Name other words that begins with that letter and sound.

Example: "Upper case B, lower case b, b, ball, /b/, balloon, bike, bucket, bounce."


Dd  
dog  
/d/



Kk  
kite  
/k/



Aa  
apple  
/a/



hiDoctor.ir

Xx

fox

/x/



Hh  
house  
/h/



Jj  
jump  
/j/





Cc

cat

/c/



Gg  
goat  
/g/



Mm

monkey

/m/



Ff

fan

/f/



Ii

igloo

/i/



Nn  
nest  
/n/



Oo

octopus


/o/



Ee

egg

/e/






Bb  
ball  
/b/



Ww

watermelon

/w/



Ll

ladybug

//



Qq

question

/q/



Pp

pig

/p/



Rr

rainbow

/r/



Uu  
umbrella  
/u/



Zz

zipper

/z/





Vv

volcano

/v/



Tt

turtle

/t/



yy

yarn

/y/



Ss

sun

/s/

